

**VIOLA
STRING
LEVEL**

FOUR

**SCALES:
C, G, D, A, F, Bb & Eb
ALL TWO OCTAVES**

VIOLA LEVEL PACKET CHECK OFF LIST

STUDENT NAME _____

LEVEL ONE

- ___ #183 D Major Scale
- ___ #184 G Major Scale
- ___ #186 C Major Scale Upper 8ve.
- ___ #187 C Major Scale Lower 8ve.
- ___ #181 Surprise Symphony Theme
- ___ #193 Minuet in C – Solo
- ___ #143 The Ash Grove
- ___ #144 Minuet
- ___ #145 Hunter’s Chorus
- ___ #146 Devil’s Dream
- ___ #192 Simple Gifts Line “A”
- ___ #193 Minuet No. 2 Solo

LEVEL TWO

SCALES

- ___ C Major Scale
- ___ G Major Scale
- ___ D Major Scale
- ___ A Major Scale
- ___ F Major Scale
- ___ Bb Major Scale

ETUDES

- ___ Pg. 4 #12 C major Review
- ___ Pg. 6 #19 & #20 D major
- ___ Pg. 6 #22 A Capital Ship in A
- ___ D Major #106 - 111
- ___ Pg. 5 #15 – 17
- ___ Pg. 23 Lesson 21 Bb #1 – 8
- ___ Pg. 25 The Blacksmith - Mozart

SOLOS

- ___ TERMS
- ___ #6 Bouree
- ___ #7 The Two Grenadiers

LEVEL THREE

SCALES

- ___ C Major Scale
- ___ G Major Scale
- ___ D Major Scale
- ___ A Major Scale One 8ve.
- ___ F Major Scale
- ___ Bb Major Scale One 8ve.
- ___ Eb Major Scale
- ___ #64 & 65
- ___ # 4 Allegro Moderato in C
- ___ # 5 Allegro Moderato in F Op.54 No. 2
- ___ #67, 69 & 70
- ___ #126 March & #127 Violin Concerto theme
- ___ #20 Moderato in D Op.45 No. 10
- ___ Foundation Studies # 1 Allegro Mod. In F

LEVEL THREE continued

- ___ # 9 Moderato in Bb Op. 45 No. 5
- ___ #48 – 50 & 58 in Eb
- ___ Musical TERMS
- ___ Vibrato 4 Pages.
- ___ 4th & 5th Position Treble Clef
- SOLO ___ Sonata in G Major by Marcello
- ___ Bouree by Handel
- ___ Gavotte by Lully

LEVEL FOUR

- ___ Third Position #1 - 5
- ___ C Major 101 - 103
- ___ G Major #107 - 109
- ___ D Major #113 - 115
- ___ Fourth Position #34 - 38
- ___ A Major #119 - 121
- ___ F Major #125 - 127
- ___ Bb Major #131 - 133
- ___ Eb Major #137 - 139
- ETUDES ___ Key of C # 53 - 60
- ___ #36 Allegro Moderato in C 1st & 3rd Pos.
- ___ Key of G # 69 - 72
- ___ Pg.39 # 141 & 142
- ___ # 42 Moderato Op. 74 No. 35
- ___ Key of A Major #130 - 132
- ___ #29 Allegretto Op. 54 No. 25
- ___ Key of E Major # 59 - 62
- ___ F Major top of page & #91, 92 & 77
- ___ Foundation Studies #31 Op. 45 No. 31
- ___ Key of Bb #92 - 97
- ___ # 34 Allegro Moderato
- ___ Key of Eb Major #101 - 102
- ___ #46 Moderato Op.45 No.38
- ___ #48 Moderato Op. 45 No. 43 Ab-2 pages
- SOLO ___ Concerto No. 2 3rd Mvt. Seitz 2 pages

Third Position

1 2 3 4 0 Harmonic

III Position

String	I Position	III Position 1	III Position 2	III Position 3	III Position 4	III Position 4 Harmonic
A	B	C#	D	E	F	F#
D	E	F#	G	A	B	C
G	A	B	C	D	E	F
C	D	E	F	G	A	Bb

finger 0 1 2 3

D STRING-III POSITION

①

0 3 0 1 1 2 3 4 1 1 2 3 4 1 1 2 3 4 1 0

②

1 2 1 3 4 2 2 0 1 2 1 3 4 2 0

A STRING-III POSITION

③

0 3 0 1 1 2 3 4 1 1 2 3 4 1 0 0

④

1 2 1 3 4 2 2 0 1 2 1 3 4 2 3 1 2 0

CROSSING STRINGS


⑤

III Keep fingers down.

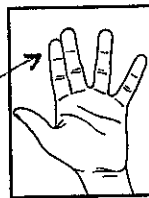
1 2 3 4 1 4 1 1 2 2 3 4 2 1 1 3 2 1 3 2 1 1 4 3 4 2 1

00. FINGER PATTERNS IN C MAJOR — First Position

Each finger pattern is a combination of whole steps and half steps. Patterns have half steps between fingers 1-2 or 2-3.



A STRING
1-2




D STRING
1-2


HALF STEPS

Violin-Bass

3



G STRING
2-3



C STRING
2-3


01. C MAJOR SCALE

102. C MAJOR ARPEGGIO


103. THIRDS IN C MAJOR

06. FINGER PATTERNS IN G MAJOR — First Position

Each finger pattern is a combination of whole steps and half steps. Patterns have half steps between fingers 1-2, 2-3, or 3-4.




A STRING
1-2




D STRING
2-3

(Violin-Bass)

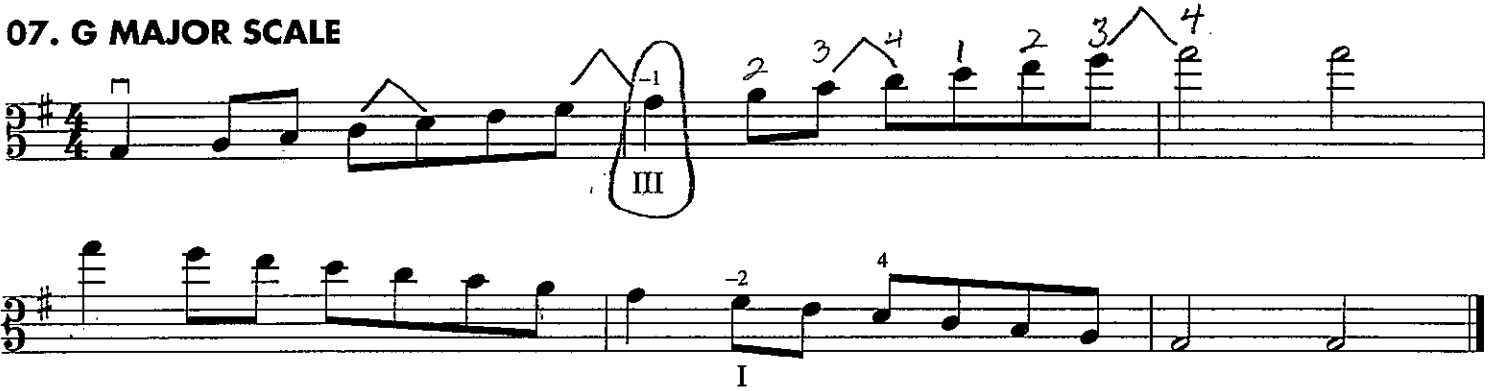
G STRING
2-3



C STRING
3-4



07. G MAJOR SCALE



08. G MAJOR ARPEGGIO




09. THIRDS IN G MAJOR

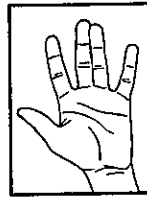


112. FINGER PATTERNS IN D MAJOR — First Position

Each finger pattern is a combination of whole steps and half steps.
Patterns have half steps between fingers 2-3 or 3-4.




A STRING
2-3




D STRING
2-3

(Violin-Bass)

Violin-Bass staff for A and D strings. The A string part starts with a triplet of eighth notes (D4, E4, F4) marked with a '3' above. The D string part follows with eighth notes (D4, E4, F4, G4, A4, B4, C5) and quarter notes (D4, E4, F4, G4, A4, B4, C5).



G STRING
3-4



C STRING
3-4

Violin-Bass staff for G and C strings. The G string part starts with eighth notes (G3, A3, B3, C4, D4, E4, F4, G4) and quarter notes (A4, B4, C5, D5, E5, F5, G5). The C string part starts with quarter notes (C4, D4, E4, F4, G4, A4, B4, C5) and eighth notes (D5, E5, F5, G5, A5, B5, C6).

113. D MAJOR SCALE

Violin-Bass staff for the D major scale. The first line shows the ascending scale with slurs and a square box at the beginning. The second line shows the descending scale with slurs and a square box at the beginning.

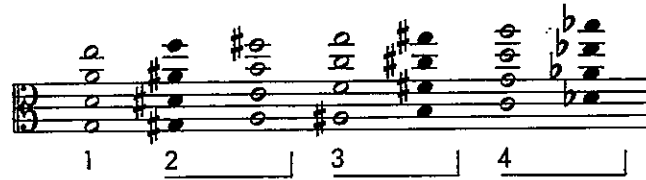
114. D MAJOR ARPEGGIO

Violin-Bass staff for the D major arpeggio. The first line shows the ascending arpeggio (D4, F#4, A4, D5) with slurs and a square box. The second line shows the descending arpeggio (D5, A4, F#4, D4) with slurs and a square box.

115. THIRDS IN D MAJOR

Violin-Bass staff for thirds in D major. The first line shows ascending thirds (D4-F#4, E4-G4, F#4-A4, G4-B4, A4-C5, B4-D5) with slurs and a square box. The second line shows descending thirds (D5-B4, C5-A4, B4-G4, A4-F#4, G4-E4, F#4-D4) with slurs and a square box.

Fourth Position



IV Position

String	B	C#	D	D#	E	F	F#	G	G#	A	A#
A	E	F#	G	G#	A	A#	B	C	C#	D	D#
D	A	B	C	C#	D	D#	E	F	F#	G	G#
G	D	E	F	F#	G	G#	A	A#	B	C	C#
C	D	E	F	F#	G	G#	A	A#	B	C	C#
finger	0	1	2	3	4	1	2	3	4	1	2

I Position

D STRING-IV POSITION

34

0 4 0 1 1 2 3 4 3 2 1 1 1 2 3 4 3 2 1 1 1 0

low

35

1 2 1 3 2 3 1 2 4 3 1 2 0 1 1 2 1 3 2 1 3 2 4 3 1 2 1 0 1

low

A STRING-IV POSITION

36

1 4 1 1 2 3 4 3 2 1 1 2 3 4 3 2 1 1 2 3 4 3 2 1 1

low

37

1 2 1 3 2 3 1 2 4 3 1 2 1 1 2 3 2 1 3 2 4 3 1 2 1

low

CROSSING STRINGS

38


IV Keep first finger down

1 2 1 2 1 4 1 1 1 2 3 1 4 1 2 3 1 4 1 1 2 1 3 1 4

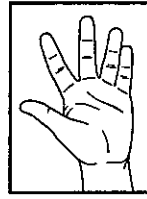
A MAJOR

118. FINGER PATTERNS IN A MAJOR — First Position

Each finger pattern is a combination of whole steps and half steps. In the open hand pattern, a half step occurs between the open string and first finger. Other patterns have half steps between fingers 2-3 or 3-4.




A STRING
2-3




D STRING
3-4

(Violin-Bass)



G STRING
3-4



C STRING
open hand

119. A MAJOR SCALE

120. A MAJOR ARPEGGIO

121. THIRDS IN A MAJOR

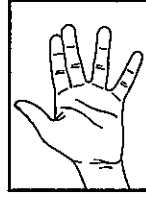
F MAJOR

124. FINGER PATTERNS IN F MAJOR — First Position

Each finger pattern is a combination of whole steps and half steps. In the open hand pattern, a half step occurs between the open string and first finger. Other patterns have half steps between fingers 1-2 or 2-3.

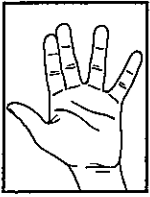


A STRING
open hand

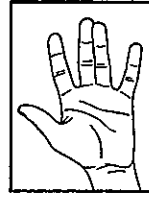


D STRING
1-2

(Violin-Bass)



G STRING
1-2



C STRING
2-3

125. F MAJOR SCALE


126. F MAJOR ARPEGGIO

127. THIRDS IN F MAJOR


B \flat MAJOR

130. FINGER PATTERNS IN B \flat MAJOR — First Position

Each finger pattern is a combination of whole steps and half steps. In the open hand pattern, a half step occurs between the open string and first finger. Other patterns have half steps between fingers 1-2 or 3-4.




A STRING
3-4




D STRING
open hand

(Violin-Bass)



G STRING
1-2



C STRING
1-2

131. B \flat MAJOR SCALE


132. B \flat MAJOR ARPEGGIO

133. THIRDS IN B \flat MAJOR

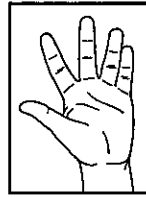
E \flat MAJOR

136. FINGER PATTERNS IN E \flat MAJOR — First Position

Each finger pattern is a combination of whole steps and half steps. In the open hand pattern, a half step occurs between the open string and first finger. Other patterns have half steps between fingers 1-2 or 3-4.




A STRING
3-4

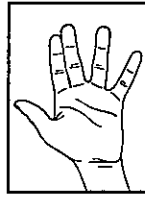


D STRING
3-4

(Violin-Bass)



G STRING
open hand



C STRING
1-2

137. E \flat MAJOR SCALE

138. E \flat MAJOR ARPEGGIO

139. THIRDS IN E \flat MAJOR

Key of C Major

(Scale of C Major)

HOHMANN

53

DANCLA

54

Prepare

Test with Open C String

WOHLFAHRT

55

Prepare

Test with Open C String

MAZAS

56

Prepare

Test with Open C String

HERMANN

57

Prepare

Test with Open C String

HOFMANN

58

Prepare

Test with Open C String

MAZAS

59

Prepare

Test with Open C String

ALARD

60

Prepare

Test with Open C String

Section II
TWENTY-TWO STUDIES IN FIRST AND THIRD POS.

Allegro moderato
L.H.
36

A

B

C

D

Key of G Major

69 Prepare (Scale of G Major)
2 0 2 2 V (H) (3) (H) (5) (H) (7) (H)

0 0
Test with Open G String

70 Prepare
3 1 0 V (5)

0 0
Test with Open G String

MAZAS

(9) V (13)

71 Prepare
2 0 2 2 V

0 0
Test with Open G String

ALARD

(5)

(9) V

(13)

72 Prepare
2 0 2 2 V (2)

0 0
Test with Open G String

SCHOEN

(3) (4) (5) V

(6) (7)

(8) (9)

Key of D Major

(Scale of D Major)

106

107

108

109

110

RIES

Shifting

108

109

110

111

SCHOLZ

Moderato

Op. 74, No. 35

U.H.

42

The musical score is written for guitar in G major (one sharp) and 2/4 time. It begins at measure 42. The tempo is marked 'Moderato'. The score includes several technical markings:

- U.H. (Upper Harmonic):** Indicated above the first few notes.
- f (forte):** Indicated below the first measure.
- Triplet markings:** '3' over groups of three notes.
- Slurs:** Horizontal lines above groups of notes.
- Fingering:** Numbers 0, 1, 2, 3, 4 placed above notes.
- Section Markers:** Boxes labeled 'A' and 'B' are placed above specific measures.
- Final Chord:** A '3' is written below the final measure, indicating a barre for a specific chord.

Key of A Major

④ = Extend fourth finger while hand remains in same position.

(Scale of A Major)

130

Prepare V (#)

Ip. IIIp.

131

Prepare V (#)

Ip. IIIp.

RIES

132

Ip.

IIIp.

Ip.

IIIp.

RIES

Variants

1. U.H. Pt. 2. U.H. Pt. U.H. 3. M. U.H. 4. U.H.

Allegretto

Op. 54, No. 25

29 U.H. *f*

$\frac{1}{2}$ pos.

rit. poco a poco . . . 1 . . .

59. E MAJOR SCALE AND BROKEN THIRDS

★ Refer to pages 46, 47, and the inside back cover for other bowing and scale possibilities.

60. E MAJOR TRAINER

★ Play this exercise with the following bowings:

61. IN THE GLOAMING

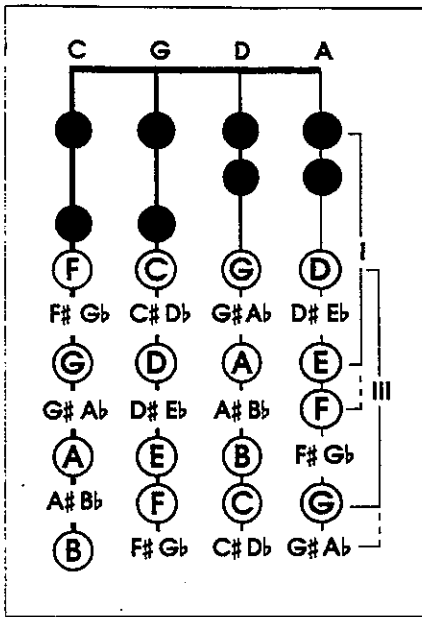
Harrison

Andante

62. LOVELY MONTH OF MAY

Schubert-Round

Allegro moderato



Musical score for a piece in 2/4 time. The score is divided into four systems, with measures 1-4, 5-8, 9-12, and 13-16 indicated by circled numbers. The notation includes various techniques such as triplets, slurs, and fingerings.

89. E MAJOR SCALE

Musical score for the E Major Scale in 4/4 time. The score shows the scale ascending and descending with various techniques like slurs and fingerings. Hand positions H4 and A4 are marked.

90. THE OLD WOMAN AND THE PEDDLER

English Folk Song

Moderato

Musical score for 'The Old Woman and the Peddler' in 4/4 time. The score includes dynamics like *mf* and *f*, and performance markings like *rit.* and accents.

91. F MAJOR SCALE

Musical score for the F Major Scale in 4/4 time. The score shows the scale ascending and descending with various techniques like slurs and fingerings.

92. ETUDE FOR BASS

Musical score for 'Etude for Bass' in 4/4 time. The score includes dynamics like *mf* and various techniques like slurs and fingerings.

75. TECHNIC TRAINER

Musical notation for '75. TECHNIC TRAINER' in G major, 4/4 time. The piece consists of two staves of music. The first staff begins with a treble clef, a key signature of one sharp (F#), and a 4/4 time signature. It features a sequence of eighth-note patterns with various fingerings (1, 2, 3, 4) and includes a circled 'III' above the first measure. The second staff continues the piece with similar eighth-note patterns and includes a circled '5' above the first measure. The notation includes many slurs and accents to indicate phrasing and dynamics.

★ Work for smooth string crossings.

76. BOHEMIAN FOLK SONG

Traditional

Musical notation for '76. BOHEMIAN FOLK SONG' in G major, 4/4 time. The tempo is marked 'Allegro'. The piece consists of two staves. The first staff starts with a treble clef, a key signature of one sharp (F#), and a 4/4 time signature. It begins with a forte (*f*) dynamic and includes a circled '5' above the first measure. The second staff continues the piece with a piano (*p*) dynamic, a circled '9' above the first measure, and ends with a 'rit.' (ritardando) marking. The notation includes various note values and slurs.

77. F MAJOR SCALE, BROKEN THIRDS AND ARPEGGIOS

Musical notation for '77. F MAJOR SCALE, BROKEN THIRDS AND ARPEGGIOS' in F major, 4/4 time. The piece consists of three staves. The first staff is marked with a circled 'A' and a 'III' above the first measure. The second staff is marked with a circled 'B' and a 'III' above the first measure. The third staff is marked with a circled 'C' and a 'III' above the first measure. The notation includes various note values, slurs, and accents, focusing on broken thirds and arpeggios.

78. BARBARA ALLEN

English Folk Song

Musical notation for '78. BARBARA ALLEN' in F major, 3/4 time. The tempo is marked 'Moderato'. The piece consists of two staves. The first staff starts with a treble clef, a key signature of one sharp (F#), and a 3/4 time signature. It begins with a mezzo-forte (*mf*) dynamic and includes a circled 'V' above the first measure. The second staff continues the piece and includes a circled '5' above the first measure and two first endings marked '1.' and '2.'. The notation includes various note values and slurs.

Foundation Studies

For the Viola

by FRANZ WOHLFAHRT

Book II

Thirty Studies in Three Positions

Section I

FIVE STUDIES IN THIRD POSITION

Op. 45, No. 31

Moderato
U.H.

31

Key of B \flat Major

92 Prepare (Scale of B \flat Major)
 IIIp. 1 2 3 4 V (b) (3) (b) (5) (b) (7)

93 Prepare
 IIIp. 1 2 3 4 V (b) (b) (5) V (b) (b)

BRUNI

94 Prepare
 IIIp. 1 V V V (5)

RIES

(9) V

(13) (17) V

(21)

(25) V (b)

Shifting

95 (A) 1 2 (B) 2 2 (C) 1 1 (D) 1 2 2 1

96 (A) 1 3 3 1 (B) 1 4 4 1 (C) 1 1 3 3 1 (D) 2 2 3 3 2

97 (A) 3 3 3 (B) 2 2 2 (C) 2 2 3 3 2 (D) 2 2 4 4 2

Allegro moderato

34 *v* W.B. Pt. W.B. Fr.

Key of E_b Major

24

(Scale of E_b Major)

101

Ip. IIIp. Ip.

RIES

102

Prepare

Ip. IIIp.

(5)

(9)

(13)

(17)

(b)

(21)

(25)

(b)

(29)

(33)

(b)

(37)

Moderato

Op. 45, No. 38

46

U.H.

f

A

B

Fr. W.B.

18

Moderato

Op. 45 No. 87

47

Fr. W.B. Pt. W.B.

f

Moderato

Op. 45 No. 43

48

W.B.

f

6 8

1 1 1 2

4 1 2 A 4 4

This page of musical notation is for guitar, written in G major (one sharp) and 12/8 time. It consists of ten staves of music. The notation includes various techniques such as triplets, slurs, and specific fingerings (1-4). Section markers B, C, and D are placed above the staves. The music is primarily composed of eighth and sixteenth notes, often grouped in pairs or triplets. The final staff concludes with a double bar line and a repeat sign.

1. Concerto No. 2

3rd Movement

F. Seitz

Allegretto moderato

7

p *grazioso*

12

p

17

ff

22

f

28

p *grazioso*

33

3

40

mf *espressivo e tranquillo*

45

f *mf*

50

55

cresc. *ff tenuto* *rit.*

60 *a tempo*
mf grazioso

64

68 *p*

72

76 *Brillante*
p cresc.

79 *mf cresc.*

82 *f cresc.*

85 *ff risoluto*

89 *p grazioso*
tenuto
cresc.

95 *piu mosso*
ff

98 *ff*