

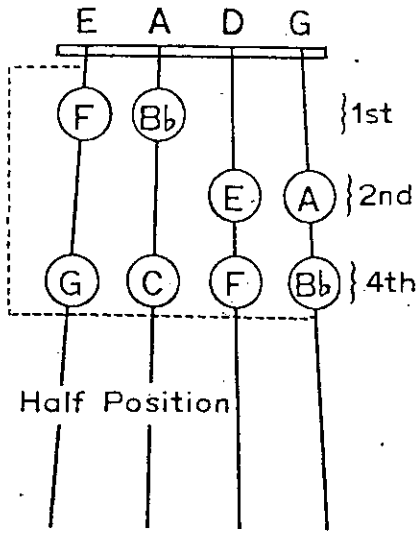
**BASS
STRING
LEVEL**

TWO

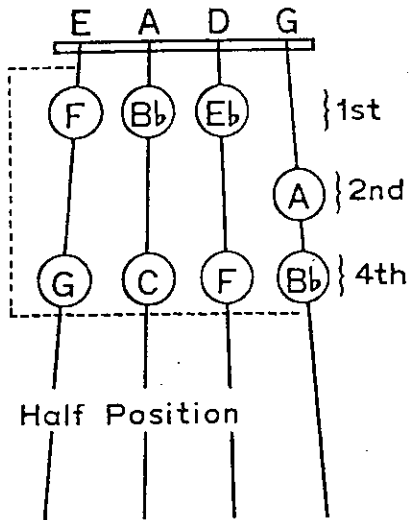
**SCALES
C, G, D & F
ONE OCTAVE**

Flats

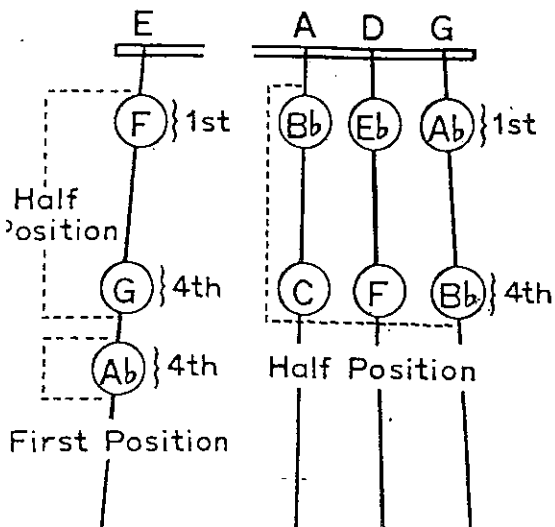
F Major



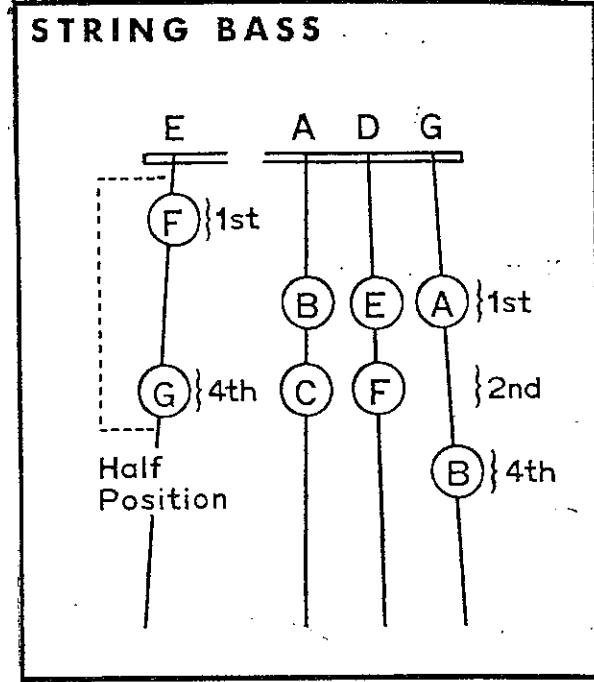
B \flat Major



E \flat Major



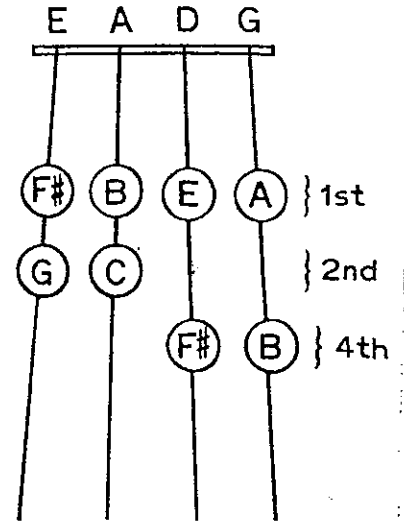
Finger Patterns



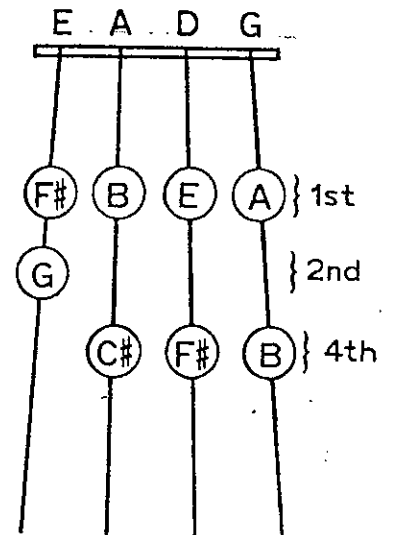
C Major

Sharps

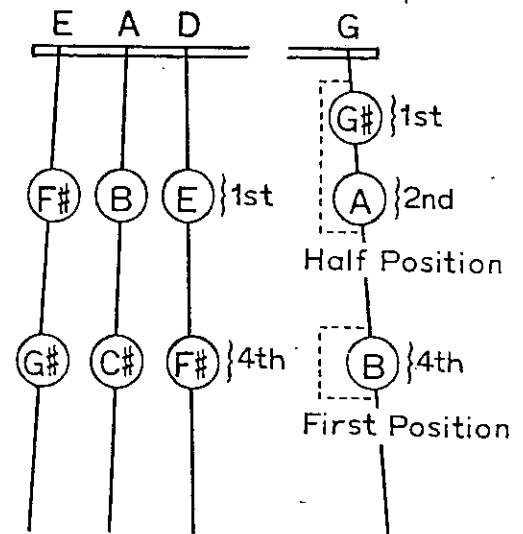
G Major



D Major



A Major



SCALES AND ARPEGGIOS

✓ Identify two important elements of performing scales and arpeggios accurately.
As you play each line, check to make sure you are able to do these things.

189. C MAJOR

II I II I

190. C MAJOR (Lower Octave – viola and cello)

II I II I

191. G MAJOR

192. G MAJOR (Upper Octave – violin)

193. D MAJOR

III I III I

194. D MAJOR (Lower Octave – viola and cello)

III I III I

195. A MAJOR

1/2 I

196. A MAJOR (Upper Octave – violin)

1/2 I

197. F MAJOR

Musical notation for Exercise 197: F Major scale in bass clef, 2/4 time, half note. Fingering: 1, 4, 0, 1, 4, 0, 2, 4.

198. B \flat MAJOR

Musical notation for Exercise 198: B \flat Major scale in bass clef, 2/4 time, half note. Fingering: 1, 4, 0, 1, 4, 0, 2, 4.

199. B \flat MAJOR (Upper Octave - violin)

Musical notation for Exercise 199: B \flat Major scale in bass clef, 2/4 time, half note. Fingering: 1, 4, 0, 1, 4, 0, 2, 4.

200. D MINOR (Natural)

Musical notation for Exercise 200: D Minor scale in bass clef, 2/4 time, half note. Fingering: -1, -2, -4, -1. Fingerings III, I, III, I are indicated below the notes.

201. D MINOR (Natural) (Lower Octave - viola and cello)

Musical notation for Exercise 201: D Minor scale in bass clef, 2/4 time, half note. Fingering: -1, -2, -4, -1. Fingerings III, I, III, I are indicated below the notes.

202. G MINOR (Natural)

Musical notation for Exercise 202: G Minor scale in bass clef, 2/4 time, half note. Fingering: 4, 0, 1, 4, 0, 1, 4, 0.

203. G MINOR (Natural) (Upper Octave - violin)

Musical notation for Exercise 203: G Minor scale in bass clef, 2/4 time, half note. Fingering: 4, 0, 1, 4, 0, 1, 4, 0.

A Farewell

Folk Song/Traditional

Allegro Moderato

Contrabass

Musical score for 'A Farewell' in bass clef, 2/4 time, key of D major. The score consists of three staves. The first staff begins with a *mf* dynamic and a *V* fingering. The second staff features a *f* dynamic and includes accents (>) over several notes. The third staff is marked *Ritardando* and ends with a *mf* dynamic.

The Happy Bass Player

Winston Jack Budrow

Allegro

Contrabass

Musical score for 'The Happy Bass Player' in bass clef, 2/4 time, key of D major. The score consists of three staves. The first staff is marked *f* and includes fingering numbers III, I, and V. The second staff includes fingering numbers III, 4, I, 4, V, II, and I, along with fingerings 4 2 0 and 4 2 0. The third staff includes fingering numbers V, III, II, and I, along with the fingering 4 1 2 4 2 -1.

TRACK
4

Hatikvah

Hope

Eastern European Folk Song
Transcribed by Paul Ellison

Preparation

Play the exercise without depressing the first finger.

Half Pos.

Introduction to half position

Sostenuto $\text{♩} = 88$

Half Pos.

The Happy Farmer

ROBERT SCHUMANN
Arranged by George Vance

Allegro giocoso ♩ = 112



Rondeau

Giovanni Battista Buononcini
(1670 - 1747)

Allegretto con grazia

mf
tr
p
cresc.
f
p
p
cresc.
f
poco rit.
a tempo
p
p
tr
a tempo
poco rit.
mf
tr
p
cresc.
f
rit.