

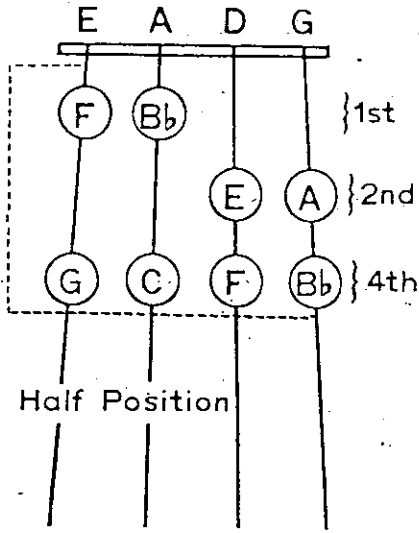
**BASS  
STRING  
LEVEL**

**ONE**

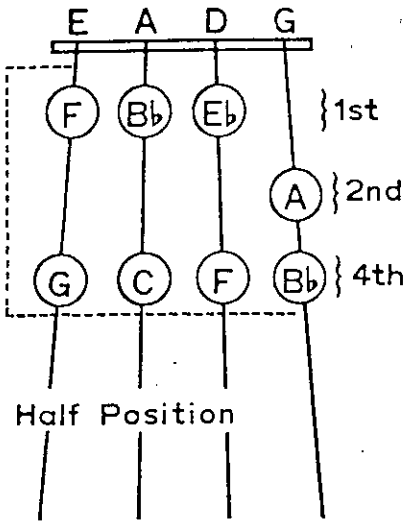
**SCALES  
C, G & D  
One Octave**

# Flats

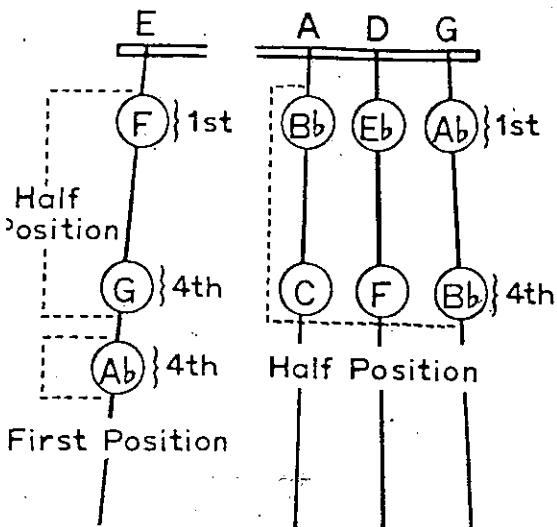
## F Major



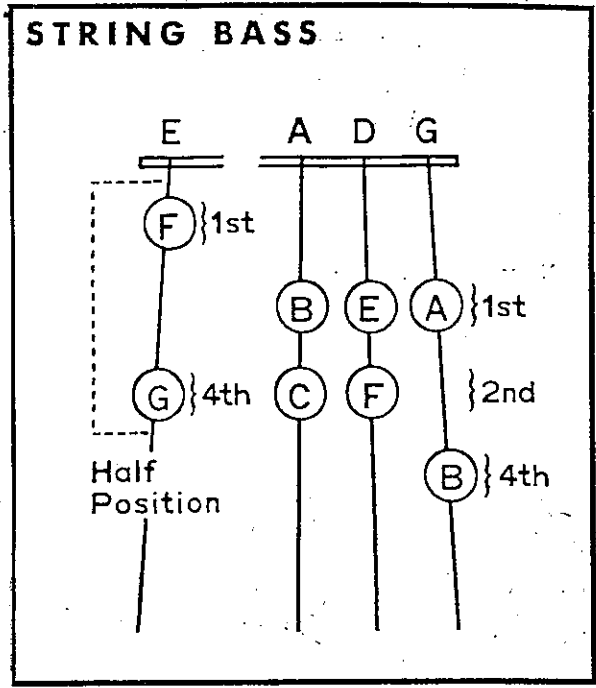
## B $\flat$ Major



## E $\flat$ Major



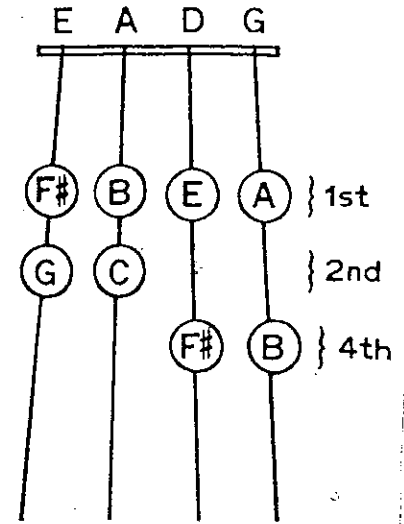
# Finger Patterns



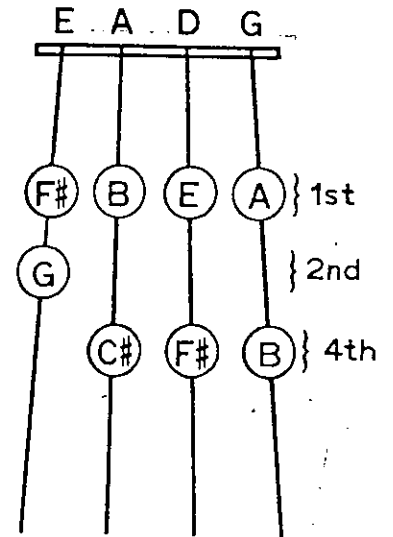
## C Major

# Sharps

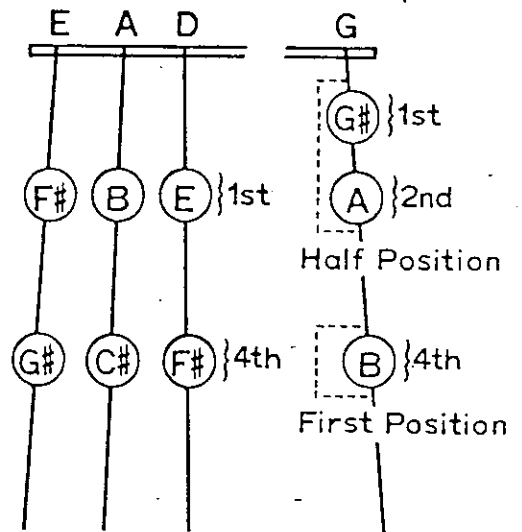
## G Major



## D Major



## A Major



## Dynamics

Dynamics tell us what volume to play or sing.

*f* (forte)

Play loudly. Add more weight to the bow.

*p* (piano)

Play softly. Remove weight from the bow.

### 181. FORTE AND PIANO

### 182. SURPRISE SYMPHONY THEME

Andante

Franz Josef Haydn



## SKILL BUILDERS – Scales and Arpeggios

Add your own dynamics to any of the lines below.

### 183. D MAJOR

### 184. G MAJOR

### 185. G MAJOR (Upper Octave – violin)

### 186. C MAJOR

### 187. C MAJOR (Lower Octave – viola and cello)

## Hooked Bowing



Hooked bowing is two or more notes played in the same direction with a stop between each note.

### 174. HOOKED ON D MAJOR

### 175. WALTZING BOWS

### 176. POP GOES THE WEASEL

Allegro

American Folk Song

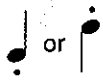
## SKILL BUILDERS - C Major

177.

178.

179.

180.

**Staccato**

**Staccato** notes are marked with a dot above or below the note. A staccato note is played with a stopped bow stroke. Listen for a space between staccato notes.

**167. PLAY STACCATO**
**168. ARKANSAS TRAVELER**

Allegro

Southern American Folk Song

**SKILL BUILDERS - G Major**

169.

170.

171.

172.

173.

# PERFORMANCE SPOTLIGHT

## 192. SIMPLE GIFTS - Orchestra Arrangement

Shaker Folk Song  
Arr. John Higgins

Andante

First system of music. Treble clef (A) and Bass clef (B) staves. Key signature: two sharps (F# and C#). Time signature: 4/4. The piece begins with a rest in the treble staff and a quarter note in the bass staff. Dynamics include *f* (forte) in both staves. Fingerings are indicated with 'V' and '4'.

Second system of music. Treble clef (A) and Bass clef (B) staves. Dynamics include *f* (forte) in the bass staff. Fingerings are indicated with 'V' and '4'. Roman numerals III and I are shown below the bass staff.

Third system of music. Treble clef (A) and Bass clef (B) staves. A box containing the number '10' is placed above the treble staff. Dynamics include *p* (piano) in the bass staff.

Fourth system of music. Treble clef (A) and Bass clef (B) staves. Dynamics include *f* (forte) in both staves. Fingerings are indicated with 'V'.

Fifth system of music. Treble clef (A) and Bass clef (B) staves. A box containing the number '19' is placed above the treble staff. Dynamics include *p* (piano) in both staves. Roman numerals III and I are shown below the bass staff. Fingerings are indicated with 'V' and '4'.

Sixth system of music. Treble clef (A) and Bass clef (B) staves. Dynamics include *p* (piano) in the bass staff. Fingerings are indicated with 'V'.

# Brandenburg Concerto No. 5

Johann Sebastian Bach 1685-1750

Arr. R. Meyer

## Melody

Allegro

Melody sheet music for Brandenburg Concerto No. 5, arranged by R. Meyer. The music is in G major and 4/4 time, marked Allegro. It consists of four staves of music. The first staff begins with a forte (f) dynamic and a V-shaped fingering. The second staff contains measures 7 through 16, with a repeat sign at measure 9. The third staff contains measures 18 through 22, with a V-shaped fingering at measure 18 and a (4) fingering at measure 22. The fourth staff contains measures 24 through 27. Measure numbers 1, 2, 3, 4, 5, 6, 7, 8, 9, 10, 11, 12, 13, 14, 15, 16, 17, 18, 19, 20, 21, 22, 23, 24, 25, 26, and 27 are indicated throughout the piece.

## Accompaniment

Allegro

Accompaniment sheet music for Brandenburg Concerto No. 5, arranged by R. Meyer. The music is in G major and 4/4 time, marked Allegro. It consists of four staves of music. The first staff begins with a forte (f) dynamic and includes fingering numbers 2, -1, 4, -1, 3, 4, 5, -4, 2, and -4. The second staff contains measures 7 through 16, with a II<sup>1</sup>/<sub>2</sub> fingering at measure 7, a V-shaped fingering at measure 10, and a (4) fingering at measure 12. The third staff contains measures 18 through 22, with a V-shaped fingering at measure 18, a (4) fingering at measure 19, and a -1 fingering at measure 20. The fourth staff contains measures 24 through 27. Measure numbers 1, 2, 3, 4, 5, 6, 7, 8, 9, 10, 11, 12, 13, 14, 15, 16, 17, 18, 19, 20, 21, 22, 23, 24, 25, 26, and 27 are indicated throughout the piece.